

DOG COAT COLOR / NATURAL BOBTAIL TEST REPORT

<p>Provided Information:</p> <p>Name: RED WINE SUPERNOVA</p> <p>Registration: DN81113002</p>	<p>Case: NCD266167</p> <p>Date Received: 26-Mar-2026</p> <p>Report Issue Date: 03-Apr-2026</p> <p>Report ID: 1981-5269-4478-4073</p> <p style="text-align: center; font-size: small;">Verify report at vgl.ucdavis.edu/verify</p>
<p><i>DOB:</i> 12/30/2024 <i>Sex:</i> Female <i>Breed:</i> Pembroke Welsh Corgi <i>Color:</i> Black & Tan (Red Headed Tri)</p>	
<p><i>Call Name:</i> Nova</p>	
<p><i>Sire:</i> GCH CH JOHNNY OF RED FIVE JP <i>Dam:</i> NALA DE AMOR AT TATES CREEK</p> <p><i>Reg:</i> DN74921101 <i>Reg:</i> DN77105101</p> <p><i>Microchip:</i> <i>Microchip:</i></p>	

RESULT

INTERPRETATION

MC1R (E LOCUS)	E/E	2 copies of black.
BROWN (B LOCUS)	B/B	Does not carry brown - cannot have brown offspring.
DILUTE (D LOCUS)	D/D	No known dilution variants present.
DOMINANT BLACK (K LOCUS)	N/N	Dog does not have the dominant black mutation.
LEGACY AGOUTI	a ⁺ /a ^t	Homozygous for black-and-tan.
AGOUTI (A LOCUS)	ASIP ^{BS} /ASIP ^{BS}	Two copies of black saddle.
PIEBALD (S LOCUS)	N/N	Dog has no copies of piebald.

DOG COAT COLOR / NATURAL BOBTAIL TEST REPORT

<i>Client/Owner/Agent Information:</i> SHAUNNA COSTICOV-MCCOMBE	<table style="width: 100%; border: none;"> <tr> <td style="padding: 2px 5px;"><i>Case:</i></td> <td style="padding: 2px 5px;">NCD266167</td> </tr> <tr> <td style="padding: 2px 5px;"><i>Date Received:</i></td> <td style="padding: 2px 5px;">26-Mar-2026</td> </tr> <tr> <td style="padding: 2px 5px;"><i>Report Issue Date:</i></td> <td style="padding: 2px 5px;">03-Apr-2026</td> </tr> <tr> <td style="padding: 2px 5px;"><i>Report ID:</i></td> <td style="padding: 2px 5px;">1981-5269-4478-4073</td> </tr> </table> <p style="text-align: right; font-size: small; margin-top: 5px;">Verify report at vgl.ucdavis.edu/verify</p>	<i>Case:</i>	NCD266167	<i>Date Received:</i>	26-Mar-2026	<i>Report Issue Date:</i>	03-Apr-2026	<i>Report ID:</i>	1981-5269-4478-4073
<i>Case:</i>	NCD266167								
<i>Date Received:</i>	26-Mar-2026								
<i>Report Issue Date:</i>	03-Apr-2026								
<i>Report ID:</i>	1981-5269-4478-4073								
<i>Name:</i> RED WINE SUPERNOVA									

Additional Information

If testing for a disease or a disorder was performed and results indicate the animal is affected or at risk, we recommend contacting your veterinarian for further clinical evaluation and for additional information on disease and management.

For more detailed information on Dog Coat Color test results, please visit our website at:
vgl.ucdavis.edu/resources/dog-coat-color

Agouti research is ongoing, and additional variation beyond the resolution of this test may exist.

For terms and conditions of testing, please see vgl.ucdavis.edu/about/terms-and-conditions

Results are determined using PCR-based methods. The results relate only to the sample tested as identified by the submitter (for example, identity and/or breed).

Report authorized by Dr. Rebecca Bellone, VGL Director

Veterinary Genetics Laboratory · University of California Davis · One Shields Ave · Davis, CA 95616
 vgl.ucdavis.edu · (530) 752-2211










Agouti: the ASIP (A) locus


The Agouti gene, also referred to as the **A locus** or **ASIP locus**, is a gene that controls where and when eumelanin (i.e. black/brown pigment) or phaeomelanin (i.e. red/yellow/tan pigment) is produced in the coat of dogs and other mammals. The old Agouti test (now referred to as Legacy Agouti) identified four alleles at the Agouti locus, but these alleles did not fully explain the different coat color phenotypes controlled by this gene. Recent research by Dr. Bannasch and colleagues has uncovered more of the complexity of dog coat color as it relates to the ASIP locus, allowing our laboratory to offer a more complete test to our clients.

The new Agouti test allows for the identification of eight haplotype combinations, and their correspondence to the Legacy Agouti alleles is shown below.

Note: The illustrations below portray examples of adult coat patterns. Puppy coats typically exhibit more eumelanin (black/brown pigment). For example, in puppies, the Black Saddle coloration looks like Black Back and Shaded Yellow can look very similar to Agouti.

PHENOTYPE NAME	COMMON NAMES	ASIP HAPLOTYPE COMBINATION	OLD ALLELE Legacy Agouti		
	Dominant Yellow	fawn, sable, red, cream, tan	ASIP^{DY}	a ^y	<div style="display: flex; align-items: center;"> <div style="flex-grow: 1; border-left: 1px solid black; margin-right: 5px;"></div> <div style="writing-mode: vertical-rl; transform: rotate(180deg); font-size: small;">most dominant</div> </div>
	Shaded Yellow	shaded sable, shaded fawn, fawn, sable, red, cream, tan	ASIP^{SY}		
	Agouti	wolf sable, sable, grey, agouti	ASIP^{AG}	a ^w *	
	Black Saddle	saddle back, saddle tan, black and tan, hound	ASIP^{BS}	a ^t	
	Black Back	black and tan, bicolor, tan points, pointed	ASIP^{BB1} ASIP^{BB2} ASIP^{BB3}		
	Recessive Black	black	ASIP^a		

 Eumelanin (black/brown pigment)
 Appearance of pigment will depend on other genes, e.g. Brown (B locus), Dilute (D locus), *MC1R* (E locus), and Dominant Black (K locus)

 Phaeomelanin (yellow/red/tan pigment)
 Appearance of pigment will depend on other genes, e.g. Dilute (D locus), Intensity (I_n), and *KITLG*

*In some cases, the a^w Legacy Agouti allele can correspond to the new **ASIP^{BB3}** haplotype combination.